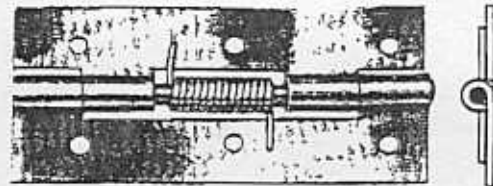



H2013-.060 x 1-1/2" x 5-3/8" x .156  
.140 dia. holes on 1-3/16 centers




H2013-A-.060 x 1-1/2" x 3-1/4" x .156  
.140 dia. holes on 1-3/16 centers



H2014-.050 x 1-1/2" x 8-3/4" x .093  
.250 dia. holes in top leaf and .203 dia. holes in leaf with trim. Holes at 6" centers.

## STEEL SPRING HINGES

TO ORDER WITHOUT HOLES DROP THE "H" PREFIX.



- Steel, plated, highly rust resistant
- Use for flush surface application
- Spring action for self-closing doors
- For use on cabinet doors, utility closet doors, office gates.

### CABINET SPRING HINGE

Size, Length of Joint (Inches)	Width Open (Inches)	Quantity and Size of Wood Screws Per Pair
2	1 3/4	12 — 1/4 x 6 pan head

343  
Steel — Bright brass or bright nickel plated with screws

## ADJUSTABLE TENSION SCREEN DOOR SPRING HINGES



2152  
Half surface



2154  
Full surface

PART NUMBER	JOINT LENGTH	FRAME LEAF WIDTH	PART NUMBER	SIZE LENGTH X WIDTH
SP-2152	2-3/4"	1-9/16"	SP-2154	2-3/4" X 2-15/16"

Available: Grey Primecoat  
Zinc Plated  
Satin Brass Tone

Available: Zinc Plated  
Satine Brass Tone

You must specify desired finish when ordering.

Designs and Specifications are for reference only and are subject to change without notice.

- ▶ For use to provide a strong closing action on light to medium weight wood screen doors
- ▶ 2152 for use in half surface applications — use 2154 in full surface installations
- ▶ Spring tension is fully adjustable
- ▶ Non-removable fast spun pin design
- ▶ Can be used in either right hand or left hand applications
- ▶ Hinges supplied complete with adjusting rod and stop pins

## MOORE INDUSTRIAL HARDWARE

CINCINNATI • ATLANTA

E-MAIL Sales@MooreIndHardware.com • FAX 1-888-MIH-FAXD

PHONE 1-888-MOORE MI (1-888-668-7344)

