REV.#3 06/15/2015

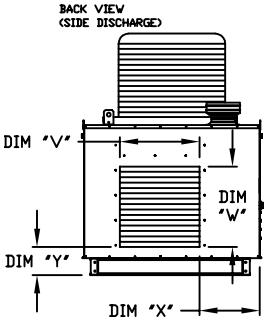

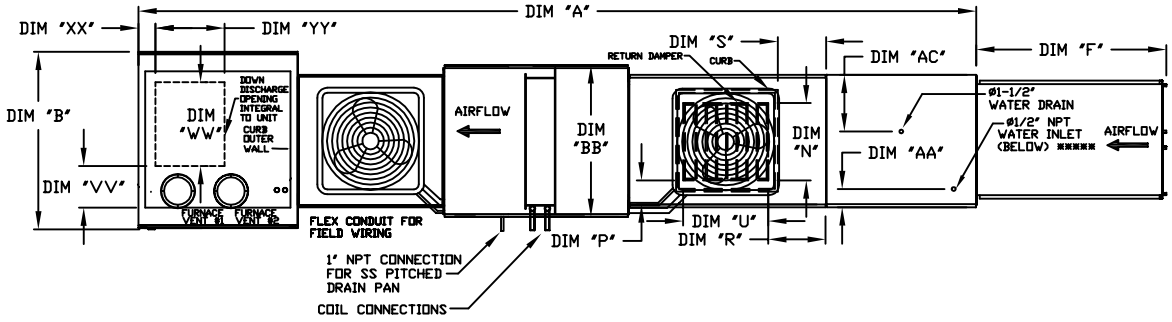

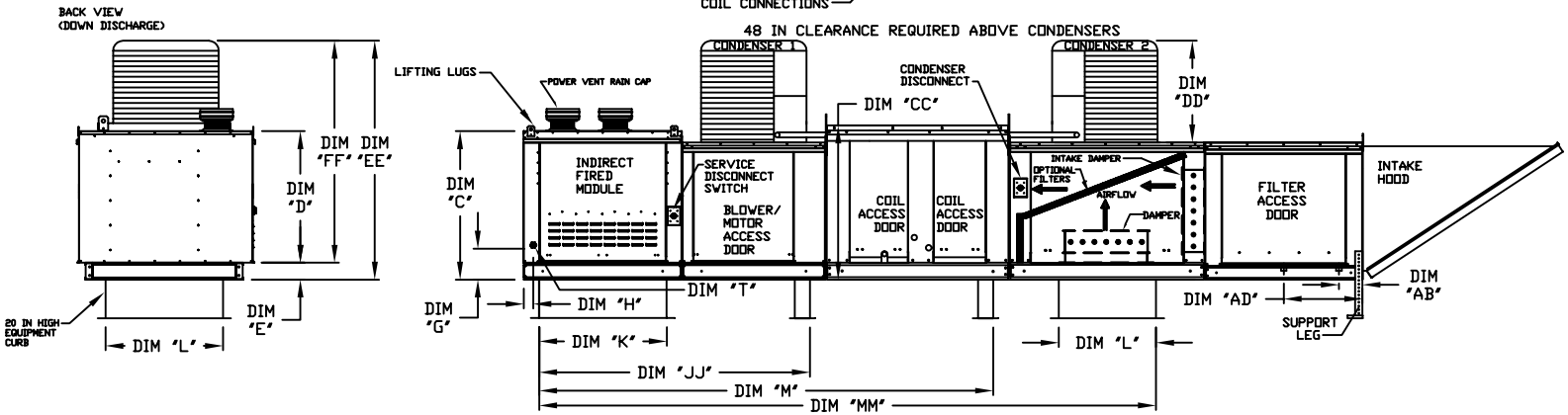

MAX. ROOF OPENING 2" SMALLER THAN CURB OUTSIDE DIMENSION

ALL DIMENSIONS ARE NOMINAL AND GIVEN IN INCHES.

MODEL	UNIT DIMENSIONS														MIXING BOX OPENING					SIDE DISCHARGE OPENING				DOWN DISCHARGE OPENING				GAS CONNECTION	# OF	WATER INLET		DRAIN OPENING	
	A	B	BB	C	CC	D	E	F	G	H	JJ	K	L	M	MM	N	P	R	S	U	V	W	X	Y	VV	WW	XX	YY	"T" (NPT)	FURNACES	AA	AB	AC	AD
1-IBT.150-G10	209	49-1/2	39-3/8	39-9/16	42-3/4	35-13/16	3-3/4	44-3/8	8-3/4	2-11/16	89-3/16	71	21	131-7/16	162-3/4	14	8	14	12-1/2	18	17-3/4	17-3/4	18-1/2	7-1/4	3	16-3/4	3-1/8	21	3/4	1	4-1/2	6-1/4	13	16
1-IBT.200-G10	209	49-1/2	39-3/8	39-9/16	42-3/4	35-13/16	3-3/4	44-3/8	8-3/4	2-11/16	89-3/16	71	21	131-7/16	162-3/4	14	8	14	12-1/2	18	17-3/4	17-3/4	18-1/2	7-1/4	3	16-3/4	3-1/8	21	3/4	1	4-1/2	6-1/4	13	16
1-IBT.300-150-150-G10	209	49-1/2	39-3/8	39-9/16	42-3/4	35-13/16	3-3/4	44-3/8	8-3/4	2-11/16	89-3/16	71	21	131-7/16	162-3/4	14	8	14	12-1/2	18	17-3/4	17-3/4	18-1/2	7-1/4	3	16-3/4	3-1/8	21	3/4	2	4-1/2	6-1/4	13	16
1-IBT.400-200-200-G10	209	49-1/2	39-3/8	39-9/16	42-3/4	35-13/16	3-3/4	44-3/8	8-3/4	2-11/16	89-3/16	71	21	131-7/16	162-3/4	14	8	14	12-1/2	18	17-3/4	17-3/4	18-1/2	7-1/4	3	16-3/4	3-1/8	21	3/4	2	4-1/2	6-1/4	13	16
2-IBT.200-G15	217	49-1/2	49-3/8	39-9/16	47-3/4	35-13/16	3-3/4	53-5/8	8-3/4	2-11/16	97-3/16	79	31	139-7/16	175-3/4	22-3/4	8	11	7-1/2	24	24-1/2	17-3/4	18-1/2	7-1/4	5	24	3-1/8	21	1	1	4-1/2	6-1/4	18	16
2-IBT.300-G15	217	49-1/2	49-3/8	53-7/8	47-3/4	50-1/8	3-3/4	53-5/8	8-3/4	2-11/16	97-3/16	79	31	139-7/16	175-3/4	22-3/4	8	11	7-1/2	24	24-1/2	24-1/2	18-1/2	7-1/4	5	24	3-1/8	21	1	1	4-1/2	6-1/4	18	16
2-IBT.400-G15	217	49-1/2	49-3/8	53-7/8	47-3/4	50-1/8	3-3/4	53-5/8	8-3/4	2-11/16	97-3/16	79	31	139-7/16	175-3/4	22-3/4	8	11	7-1/2	24	24-1/2	24-1/2	18-1/2	7-1/4	5	24	3-1/8	21	1	1	4-1/2	6-1/4	18	16
2-IBT.400-200-200-G15	217	49-1/2	49-3/8	39-9/16	47-3/4	35-13/16	3-3/4	53-5/8	8-3/4	2-11/16	97-3/16	79	31	139-7/16	175-3/4	22-3/4	8	11	7-1/2	24	24-1/2	17-3/4	18-1/2	7-1/4	5	24	3-1/8	21	1	2	4-1/2	6-1/4	18	16
2-IBT.600-300-300-G15	217	49-1/2	49-3/8	53-7/8	47-3/4	50-1/8	3-3/4	53-5/8	8-3/4	2-11/16	97-3/16	79	31	139-7/16	175-3/4	22-3/4	8	11	7-1/2	24	24-1/2	24-1/2	18-1/2	7-1/4	5	24	3-1/8	21	1	2	4-1/2	6-1/4	18	16
2-IBT.800-400-400-G15	217	49-1/2	49-3/8	53-7/8	47-3/4	50-1/8	3-3/4	53-5/8	8-3/4	2-11/16	97-3/16	79	31	139-7/16	175-3/4	22-3/4	8	11	7-1/2	24	24-1/2	24-1/2	18-1/2	7-1/4	5	24	3-1/8	21	1	2	4-1/2	6-1/4	18	16
3-IBT.400-G18	228	57-3/4	54-3/8	57-1/16	56-3/8	51-13/16	5-1/4	51-5/8	10-3/4	2-11/16	102-3/16	84	35	144-7/16	183-3/4	28	8	7	4-1/2	30	27-1/2	31	18-1/2	8-3/4	6-3/4	26-1/2	4-1/8	26-1/2	1	1	4-1/2	5-3/4	20	19
3-IBT.600-300-300-G18	228	57-3/4	54-3/8	57-1/16	56-3/8	51-13/16	5-1/4	51-5/8	10-3/4	2-11/16	102-3/16	84	35	144-7/16	183-3/4	28	8	7	4-1/2	30	27-1/2	31	18-1/2	8-3/4	6-3/4	26-1/2	4-1/8	26-1/2	1	2	4-1/2	5-3/4	20	19
3-IBT.800-400-400-G18	228	57-3/4	54-3/8	57-1/16	56-3/8	51-13/16	5-1/4	51-5/8	10-3/4	2-11/16	102-3/16	84	35	144-7/16	183-3/4	28	8	7	4-1/2	30	27-1/2	31	18-1/2	8-3/4	6-3/4	26-1/2	4-1/8	26-1/2	1	2	4-1/2	5-3/4	20	19
4-IBT.400-920	268-5/16	57-3/4	60-7/16	57-1/16	64-3/8	51-13/16	5-1/4	76-3/8	10-3/4	2-11/16	121-1/4	42	42	175-9/16	223-7/16	33	10	11	8	36	28-1/2	34	18-1/2	8-3/4	8-1/2	26-1/2	4-1/8	26-1/2	1	1	4-1/2	5-3/4	23-1/2	17-1/2
4-IBT.800-400-400-920	268-5/16	57-3/4	60-7/16	57-1/16	64-3/8	51-13/16	5-1/4	76-3/8	10-3/4	2-11/16	121-1/4	42	42	175-9/16	223-7/16	33	10	11	8	36	28-1/2	34	18-1/2	8-3/4	8-1/2	26-1/2	4-1/8	26-1/2	1	2	4-1/2	5-3/4	23-1/2	17-1/2

UNIT INFORMATION

MODEL	BTU RANGE (MBH)**			TURNDOWN RATIO	COMBUSTION EFFICIENCY***	GAS PRESSURE****		STANDARD EVAPORATIVE COOLING UNIT					CELDEK EVAPORATIVE COOLING UNIT				
	BURNER INPUT	BTU LOW	BTU HIGH			MIN	MAX	TOT. WEIGHT	MEDIA SIZE & QTY	VEL. @ MAX. CFM	NOZZLES	MAX. FLOW RATE	TOT. WEIGHT	MEDIA SIZE & QTY	VEL. @ MAX. CFM	NOZZLES	MAX. FLOW RATE
1-IBT.150-G10	150	20	120	6	80.0%	7" WC	14" WC	1457 LBS	20"x25"x2" (3)	406 FPM	6	3 GPH	1462 LBS	20"x24"x12"	1050 FPM	12	3.9 GPH
1-IBT.200-G10	200	26.7	160	6	80.0%	7" WC	14" WC	1487 LBS	20"x25"x2" (3)	406 FPM	6	3 GPH	1492 LBS	20"x24"x12"	1050 FPM	12	3.9 GPH
1-IBT.300-150-150-G10	300	20	240	12	80.0%	7" WC	14" WC	1542 LBS	20"x25"x2" (3)	406 FPM	6	3 GPH	1547 LBS	20"x24"x12"	1050 FPM	12	3.9 GPH
1-IBT.400-200-200-G10	400	26.7	320	12	80.0%	7" WC	14" WC	1616 LBS	20"x25"x2" (3)	406 FPM	6	3 GPH	1621 LBS	20"x24"x12"	1050 FPM	12	3.9 GPH
2-IBT.200-G15	200	26.7	160	6	80.0%	7" WC	14" WC	1850 LBS	16"x20"x2" (8)	429 FPM	10	5 GPH	1845 LBS	25"x32"x12"	1080 FPM	20	6.5 GPH
2-IBT.300-G15	300	40	240	6	80.0%	7" WC	14" WC	1942 LBS	16"x20"x2" (8)	429 FPM	10	5 GPH	1937 LBS	25"x32"x12"	1080 FPM	20	6.5 GPH
2-IBT.400-G15	400	53.3	320	6	80.0%	7" WC	14" WC	2021 LBS	16"x20"x2" (8)	429 FPM	10	5 GPH	2016 LBS	25"x32"x12"	1080 FPM	20	6.5 GPH
2-IBT.400-200-200-G15	400	26.7	320	12	80.0%	7" WC	14" WC	1909 LBS	16"x20"x2" (8)	429 FPM	10	5 GPH	1904 LBS	25"x32"x12"	1080 FPM	20	6.5 GPH
2-IBT.600-300-300-G15	600	40	480	12	80.0%	7" WC	14" WC	2063 LBS	16"x20"x2" (8)	429 FPM	10	5 GPH	2058 LBS	25"x32"x12"	1080 FPM	20	6.5 GPH
2-IBT.800-400-400-G15	800	53.3	640	12	80.0%	7" WC	14" WC	2176 LBS	16"x20"x2" (8)	429 FPM	10	5 GPH	2171 LBS	25"x32"x12"	1080 FPM	20	6.5 GPH
3-IBT.400-G18	400	53.3	320	6	80.0%	7" WC	14" WC	2567 LBS	20"x25"x2" (8)	348 FPM	14	7 GPH	2557 LBS	30"x36"x12"	1067 FPM	28	8.4 GPH
3-IBT.600-300-300-G18	600	40	480	12	80.0%	7" WC	14" WC	2685 LBS	20"x25"x2" (8)	348 FPM	14	7 GPH	2675 LBS	30"x36"x12"	1067 FPM	28	8.4 GPH
3-IBT.800-400-400-G18	800	53.3	640	12	80.0%	7" WC	14" WC	2823 LBS	20"x25"x2" (8)	348 FPM	14	7 GPH	2813 LBS	30"x36"x12"	1067 FPM	28	8.4 GPH
4-IBT.400-920	400	53.3	320	6	80.0%	7" WC	14" WC	3694 LBS	16"x20"x2" (15)	572 FPM	24	12 GPH	3664 LBS	38"x43"x12"	1322 FPM	35	10.15 GPH
4-IBT.800-400-400-920	800	53.3	640	12	80.0%	7" WC	14" WC	4577 LBS	16"x20"x2" (15)	572 FPM	24	12 GPH	4547 LBS	38"x43"x12"	1322 FPM	35	10.15 GPH

: ADD CONDENSING UNIT WEIGHT
O WEIGHT IN TABLE ABOVE

** ALL MODELS ARE FULLY
ELECTRONICALLY MODULATING

*** COMBUSTION EFFICIENCY
IF EVERY UNIT IS 80.0% OVER
'HE ENTIRE GAS FIRING RANGE.

**** GAS PRESSURES IN TABLE ARE
'OR NATURAL GAS, LP MINIMUM GAS
NLET PRESSURE = 11" W.C.

***** MAX. EVAP WATER PRESSURE

CONDENSER INFORMATION						
MODEL	WEIGHT*	TONNAGE #1	TONNAGE #2	CC	DD	EE
2 TON-G10	119 LBS	2 TON	N/A	26-5/16	56-1/16	52-3/8
3 TON-G10	134 LBS	3 TON	N/A	33-5/16	63-1/16	59-3/8
5 TON-G10	253 LBS	2 TON	3 TON	33-5/16	63-1/16	59-3/8
5 TON-G10	302 LBS	2.5 TON	2.5TON	32-13/16	62-9/16	58-7/8
5 TON-G15	197 LBS	5 TON	N/A	32-13/16	69-9/16	65-7/8
7.5 TON-G15	348 LBS	2.5 TON	5 TON	32-13/16	69-9/16	65-7/8
8 TON-G15	331 LBS	3 TON	5 TON	33-5/16	71-11/16	68
10 TON-G15	394 LBS	5 TON	5 TON	32-13/16	69-9/16	65-7/8
10 TON-G18	394 LBS	5 TON	5 TON	32-13/16	76-3/16	70-7/8
10 TON-920	394 LBS	5 TON	5 TON	32-13/16	97-3/16	91-15/16

R410A REFRIGERANT

OPTIONAL MIXING BOX FILTERS	
MODEL	FILTER SIZE & QTY
G10	10"x16"x2" (5)
G15	20"x25"x2" (2), 16"x"25"x2" (1)
G18	15"x20"x2" (4), 15"x15"x2" (2)
920	18"x25"x2" (4), 16"x20"x2" (2)