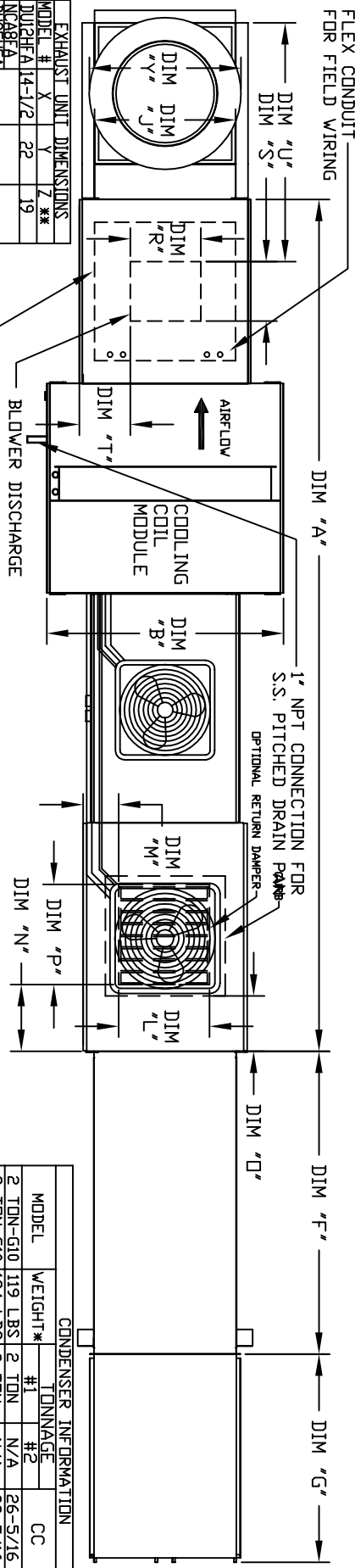


OUTDOOR DOWN DISCHARGE MOD PACKAGE UNIT-ROOFTOP PACKAGE, HEATING COIL, INTAKE HOOD AND OPTIONAL MIXING BOX

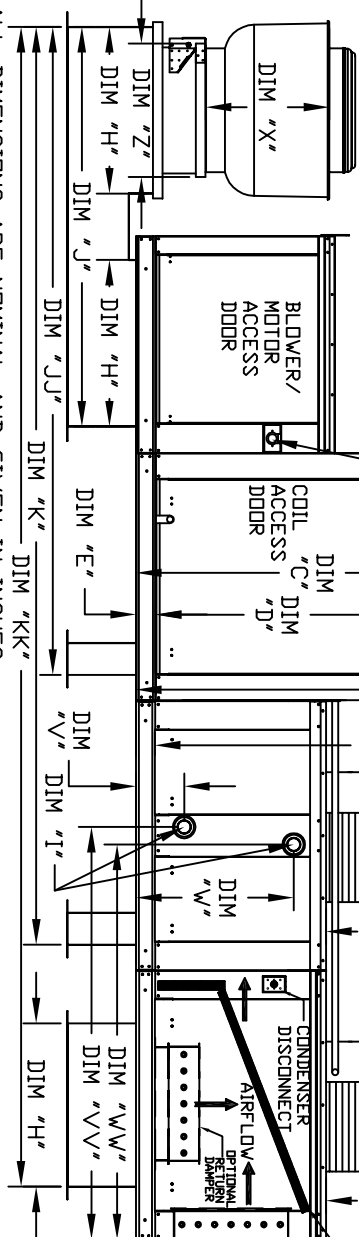
INTL14BNC000A00P-40U
REV. 06/15/2015



EXHAUST UNIT DIMENSIONS

MODEL #	X	Y	Z**
NCA10FA14-1/2	22	19	
NCA10FA18-1/2	27-1/4	21	
NCA10FA21-1/2	30-1/4	21	
NCA10FA23-1/2	33-3/4	24-3/4	
NCA10FA29-1/2	38-7/8	28	
NCA10FA30-5/8	38-7/8	28	
NCA10FA33-1/2	42	33	
NCA30FA33-1/2	52-3/4	40	

** 9 IN. HIGH EXHAUST ADAPTER MAY BE REQUIRED



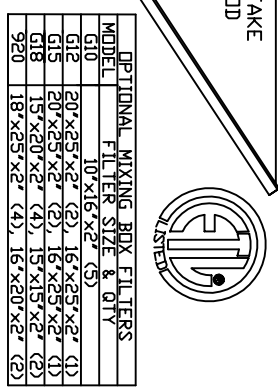
ALL DIMENSIONS ARE NOMINAL AND GIVEN IN INCHES.

MAX. ROOF OPENING 2" SMALLER THAN CURB OUTSIDE DIMENSION

CONDENSER INFORMATION

MODEL	WEIGHT*	#1	#2	CC	DD	EE
2 TON-G10 119 LBS	2 TON	N/A	26-5/16	56-1/16	52-3/8	
3 TON-G10 134 LBS	3 TON	N/A	33-5/16	63-1/16	59-3/8	
5 TON-G10 253 LBS	2 TON	3 TON	33-5/16	63-1/16	59-3/8	
5 TON-G10 302 LBS	2.5 TON	2.5 TON	32-13/16	62-9/16	58-7/8	
5 TON-G12 197 LBS	5 TON	N/A	32-13/16	62-9/16	65-7/8	
7/5 TON-G12 348 LBS	2.5 TON	5 TON	32-13/16	62-9/16	65-7/8	
5 TON-G12 394 LBS	5 TON	5 TON	32-13/16	62-9/16	65-7/8	
5 TON-G15 197 LBS	5 TON	N/A	32-13/16	62-9/16	65-7/8	
8 TON-G15 302 LBS	2.5 TON	5 TON	32-13/16	62-9/16	65-7/8	
8 TON-G15 331 LBS	3 TON	5 TON	33-5/16	71-1/16	68	
10 TON-G15 394 LBS	5 TON	5 TON	32-13/16	62-9/16	65-7/8	
10 TON-G18 394 LBS	5 TON	5 TON	32-13/16	76-3/16	70-7/8	
10 TON-920 394 LBS	5 TON	5 TON	32-13/16	97-3/16	91-15/16	

R410A REFRIGERANT



MODEL	A	B	C	D	E	F	G	H	J	K	L	M	N	O	P	R	S	T	U	TONNAGE RANGE		FILT. SIZE & QTY								
																				MIN	MAX									
G10	158-7/8	39	3-3/4	88	44	3-3/8	156	100	3-1/16	142	15-1/16	175	7-7/8	14	8	12-1/2	18	13-1/4	11-1/2	3-7/8	36	3-3/4	2	5	16	x20	x2	(3)		
G12	166-7/8	44	3-3/4	80	53	5-8/31	161	119	5-8/31	161	3-3/4	199	7-7/8	11	7-1/2	24	15	13-9/16	7-5/8	5-1/16	15	16	5	10	10	20	x25	x2	(3)	
G15	166-7/8	44	3-3/4	80	53	5-8/31	161	119	5-8/31	161	3-3/4	199	7-7/8	11	7-1/2	24	15	13-9/16	7-5/8	5-1/16	15	16	5	10	10	20	x25	x2	(3)	
G18	171-7/8	51	3-3/8	84	58	5-8/31	166	128	3-1/16	171	5-1/16	211	3-3/8	8	7	4-1/2	30	22	6-1/2	56	10	10	10	10	10	20	x25	x2	(6)	
920	227-1/8	60	3-3/8	101	64	5-1/2	198	160	9-3/32	214	5-8/31	264	33	10	11	8	36	24	7-7/8	8-9/16	57	1-1/8	10	10	10	10	16	x20	x2	(10)

MODEL	WEIGHT*	(KMBH)	PIPE CONNECTION		V	VV	W	VW
			1" (MPT)	1" (MPT)				
G10	1055	165.63	2	2	8-1/4	64-11/16	24-3/4	61-15/16
G12	1455	320.88	2	2	8-1/4	64-11/16	28-3/4	61-15/16
G15	1465	320.88	2	2	8-1/4	64-11/16	28-3/4	61-15/16
G18	1785	514.97	2-1/2	2-1/2	9-1/2	64-7/16	38	62-3/16
920	2945	831.87	2-1/2	2-1/2	10	82-7/8	45-1/2	79-7/8

MODEL	WEIGHT*	(KMBH)	PIPE CONNECTION		V	VV	W	VW
			1" (MPT)	1" (MPT)				
G10	1055	176.49	2-1/2	2-1/2	8-3/4	63-5/16	16-15/16	63-5/16
G12	1455	328.19	2-1/2	2-1/2	8-3/4	63-5/16	18-3/8	63-5/16
G15	1465	328.19	2-1/2	2-1/2	8-3/4	63-5/16	18-3/8	63-5/16
G18	1780	505.64	2-1/2	2-1/2	10-1/4	63-5/16	23-5/8	63-5/16
920	2920	812.24	2-1/2	2-1/2	10-1/4	81-13/32	28-5/8	81-13/32