MODULAR OUTDOOR DOWN DISCHARGE DIRECT FIRED HEATER ROOF TOP PACKAGE WITH COOLING, 4" BANK AND INTAKE HOOD

REV.#4 06/15/2015

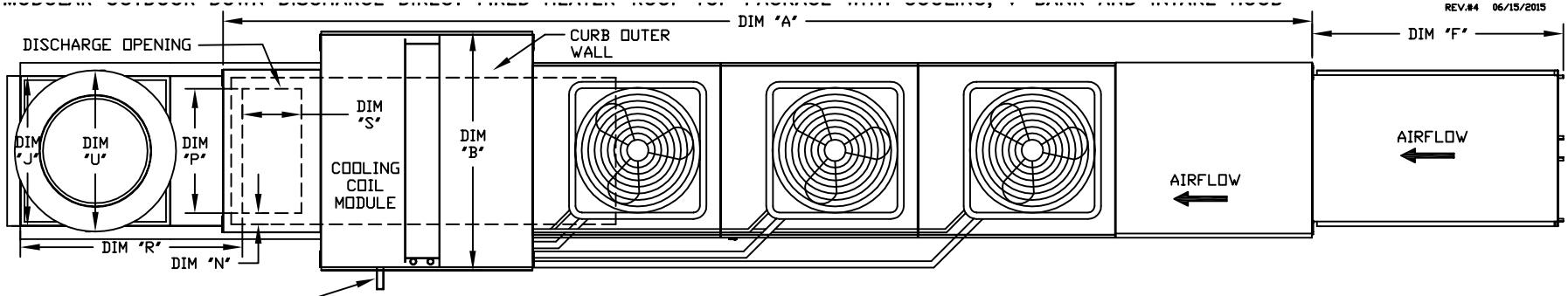

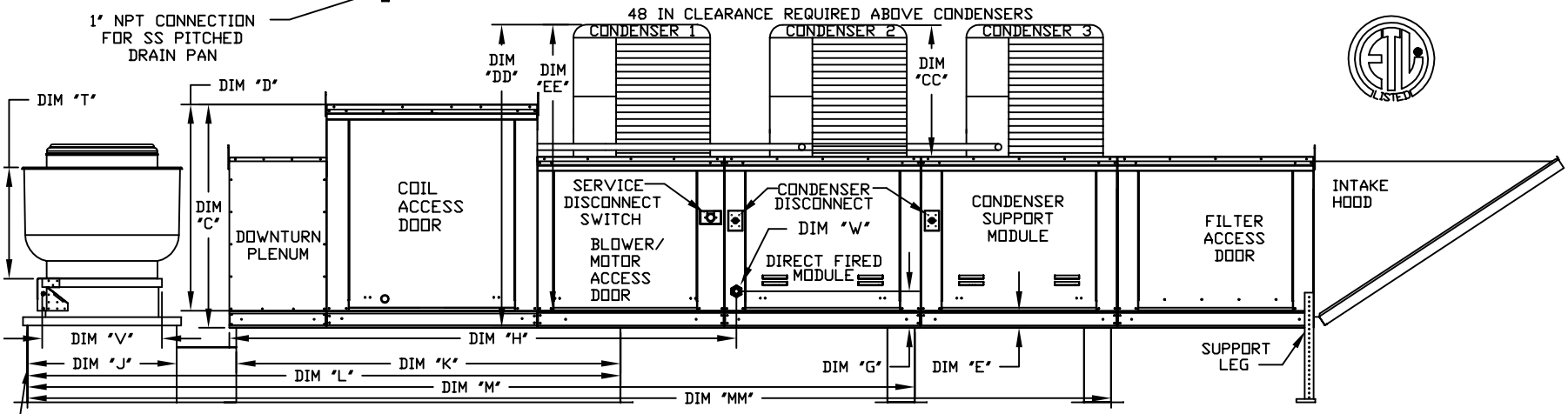

MAX. ROOF OPENING 2" SMALLER THAN CURB OUTSIDE DIMENSION

20 INCH HIGH EQUIPMENT CURB

** 9 INCH HIGH EXHAUST ADAPTER MAY BE REQUIRED

EXHAUST UNIT DIMENSIONS			
MODEL #	T	U	V **
DU12	14-1/2	22	19
BDU11	18-1/2	27-1/4	21
DU25			
DU30			
DU33			
BDU13	21-1/2	30-1/4	21
DU50			
BDU15	23	33-3/4	24-3/4
DU75			
DU85			
BDU18	23-1/2	39-3/8	28
BDU20	29-1/2	38-7/8	28
BDU24	30-5/8	43-3/8	33
BDU30	33-1/2	52-3/4	40

		UNIT DIMENSIONS								CURB/RAIL					DISCHARGE OPENING			
MODEL	WEIGHT*	A	B	C	D	E	F	G	H	J	K	L	M	MM	N	P	R	S
D.500-G18	1790 LBS	234-1/2	54-3/8	56-3/8	51-1/8	5-1/4	51-5/8	9-1/2	114-7/16	35	84	133	199-5/8	241-7/8	6-5/16	22-3/8	49-1/2	18
D.750-G18	1795 LBS	234-1/2	54-3/8	56-3/8	51-1/8	5-1/4	51-5/8	9-1/2	114-7/16	35	84	133	199-5/8	241-7/8	6-5/16	22-3/8	49-1/2	18
D.1000-G18	1800 LBS	234-1/2	54-3/8	56-3/8	51-1/8	5-1/4	51-5/8	9-1/2	114-7/16	35	84	133	199-5/8	241-7/8	6-5/16	22-3/8	49-1/2	18
D.1000-920	2855 LBS	292-7/8	60-7/16	64-3/8	59-1/8	5-1/4	76-3/8	13-9/16	151	42	115-3/16	171-3/16	255-7/8	310-3/16	5-1/4	31-1/2	56-13/16	23-1/2
D.1500-920	2870 LBS	292-7/8	60-7/16	64-3/8	59-1/8	5-1/4	76-3/8	13-9/16	151	42	115-3/16	171-3/16	255-7/8	310-3/16	5-1/4	31-1/2	56-13/16	23-1/2

UNIT INFORMATION.

	BTU RANGE (MBH)			GAS PRESSURE		GAS CONNECTION	TONNAGE RANGE		FILTERS	
MODEL	BURNER LENGTH	BTU LOW	BTU HIGH	MIN	MAX	"W" (NPT)	MIN	MAX	FILTER SIZE & QTY	MAX. FILTER VELOCITY
D.500-G18	12"	18	550	7" WC	14" WC	1	15 Ton	15 Ton	20"x25"x2" (8)	@8000 CFM = 348 FPM
D.750-G18	18"	27.5	825	7" WC	14" WC	1	15 Ton	15 Ton	20"x25"x2" (8)	@8000 CFM = 348 FPM
D.1000-G18	24"	36.6	1100	7" WC	14" WC	1	15 Ton	15 Ton	20"x25"x2" (8)	@8000 CFM = 348 FPM
D.1000-920	24"	36.6	1100	7" WC	5 PSI	1-1/4	15 Ton	15 Ton	16"x20"x2" (15)	@13000 CFM = 495 FPM
D.1500-920	30"	45.8	1375	7" WC	5 PSI	1-1/4	15 Ton	15 Ton	16"x20"x2" (15)	@13000 CFM = 495 FPM

*ADD CONDENSING UNIT WEIGHT TO WEIGHT IN TABLE ABOVE

CONDENSER INFORMATION							
MODEL	WEIGHT*	TONNAGE			CC	DD	EE
		#1	#2	#3			
15 TON-G18	591 LBS	5 TON	5 TON	5 TON	32-13/16	76-3/16	70-7/8
15 TON-920	591 LBS	5 TON	5 TON	5 TON	32-13/16	97-3/16	91-15/16

R410A REFRIGERANT

ALL DIMENSIONS ARE NOMINAL AND GIVEN IN INCHES.

Direct Fired Profile Plate Specifications:

Description:
Direct fired burners shall have patented (US Patent No: US6629523B2), self-adjusting profile plates designed to ensure proper air velocity and pressure drop across the burner. Profile plates shall allow burners to achieve clean combustion by limiting by-product levels to a maximum of 5ppm of carbon monoxide (CO), and 0.5ppm of nitrogen dioxide (NO2).

Application:
Spring-loaded burner profile plates are engineered to automatically react to the momentum of a fresh air stream, without the need for any motors or actuators to mechanically adjust them. With this feature, all DF units are designed for demand control ventilation (DCV) requirements.

Certifications:
All profile plate assemblies shall be included in the DF unit's ETL listing and comply with combined safety standards ANSI Z83.4 and CSA 3.7 (non-recirculating DF heaters) and ANSI Z83.18 (recirculating DF heaters).

General Construction:
-Profile plates shall be formed from G90 galvanized steel.
-Profile plates shall vary in size per unit.
-Profile plates shall be mounted along the same plane as the discharge of the burner.
-Design shall incorporate properly torqued, permanently mounted spring hinges.
-Spring hinges shall be made from stainless steel.

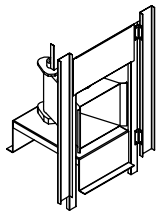

Direct Fired (DF) Profile Plate Assembly