MODULAR OUTDOOR SIDE DISCHARGE DIRECT FIRED RECIRCULATING HEATER WITH COOLING, LPD EVAPORATIVE COOLER INTAKE, V-BANK AND INTAKE HOOD

IHVBLPDECMBDFSAHCC-MPU
REV.#3 06/15/2015

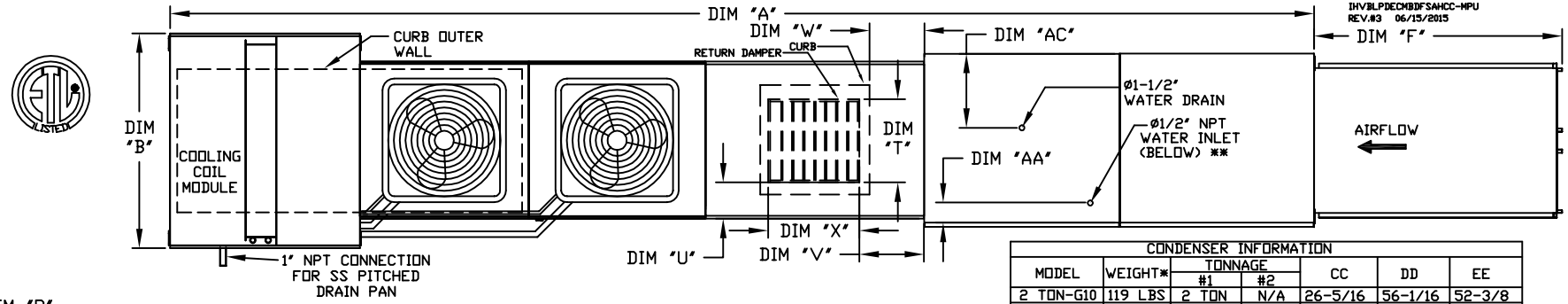

CONDENSER INFORMATION						
MODEL	WEIGHT*	TONNAGE #1	TONNAGE #2	CC	DD	EE
2 TON-G10	119 LBS	2 TON	N/A	26-5/16	56-1/16	52-3/8
3 TON-G10	134 LBS	3 TON	N/A	33-5/16	63-1/16	59-3/8
5 TON-G10	253 LBS	2 TON	3 TON	33-5/16	63-1/16	59-3/8
5 TON-G10	302 LBS	2.5 TON	2.5TON	32-13/16	62-9/16	58-7/8
5 TON-G15	197 LBS	5 TON	N/A	32-13/16	69-9/16	65-7/8
7.5 TON-G15	348 LBS	2.5 TON	5 TON	32-13/16	69-9/16	65-7/8
8 TON-G15	331 LBS	3 TON	5 TON	33-5/16	71-11/16	68
10 TON-G15	394 LBS	5 TON	5 TON	32-13/16	69-9/16	65-7/8
10 TON-G18	394 LBS	5 TON	5 TON	32-13/16	76-3/16	70-7/8
10 TON-920	394 LBS	5 TON	5 TON	32-13/16	97-3/16	91-15/16

R410A REFRIGERANT

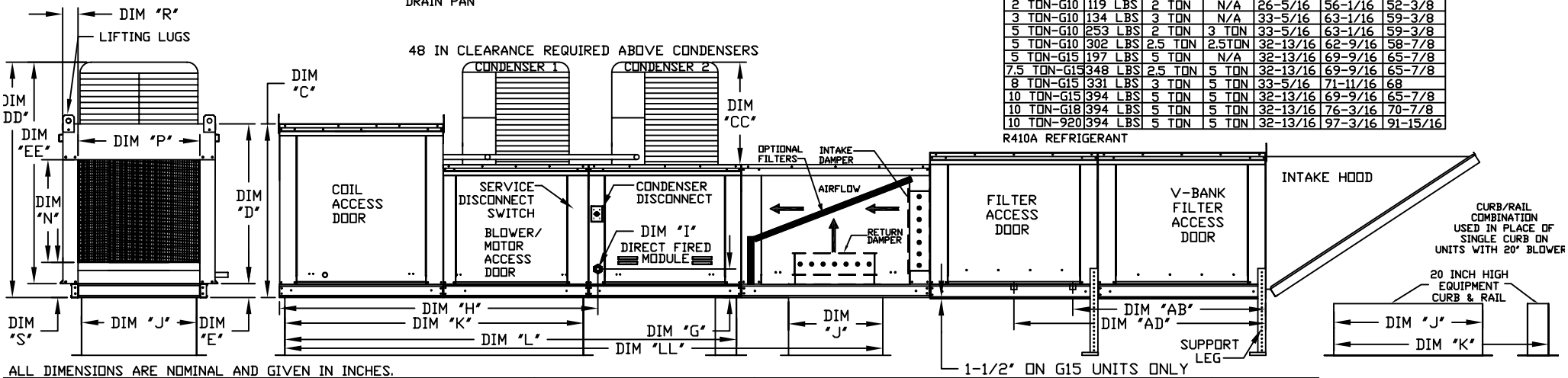

ALL DIMENSIONS ARE NOMINAL AND GIVEN IN INCHES.

	UNIT DIMENSIONS								CURB/RAIL				DISCHARGE OPENING				RETURN OPENING				WATER INLET		DRAIN OPENING	
MODEL	A	B	C	D	E	F	G	H	J	K	L	LL	N	P	R	S	T	U	V	X	AA	AB	AC	AD
D.250-G10	223-3/8	39-3/8	42-3/4	39	3-3/4	53-5/8	7-13/16	77-1/16	21	71	113-1/4	144-11/16	17-1/2	16	11	5-3/4	14	8	14	18	4-1/2	38-1/2	18	48-1/4
D.500-G10	223-3/8	39-3/8	42-3/4	39	3-3/4	53-5/8	7-13/16	77-1/16	21	71	113-1/4	144-11/16	17-1/2	16	11	5-3/4	14	8	14	18	4-1/2	38-1/2	18	48-1/4
D.250-G15	243-3/8	49-3/8	47-3/4	44	3-3/4	51-5/8	7-13/16	85-1/16	31	79	121-1/4	157-11/16	29-3/4	22-3/4	12-5/8	5-3/4	22-3/4	8	11	24	4-1/2	44	20	57-1/4
D.500-G15	243-3/8	49-3/8	47-3/4	44	3-3/4	51-5/8	7-13/16	85-1/16	31	79	121-1/4	157-11/16	29-3/4	22-3/4	12-5/8	5-3/4	22-3/4	8	11	24	4-1/2	44	20	57-1/4
D.750-G15	243-3/8	49-3/8	47-3/4	44	3-3/4	51-5/8	7-13/16	85-1/16	31	79	121-1/4	157-11/16	29-3/4	22-3/4	12-5/8	5-3/4	22-3/4	8	11	24	4-1/2	44	20	57-1/4
D.500-G18	242-5/8	54-3/8	56-3/8	51-1/8	5-1/4	76-3/8	9-1/2	90-1/16	35	84	126-1/4	165-11/16	29-5/8	30	11-1/2	7-3/8	28	8	7	30	4-1/2	41-1/8	23-1/2	52-7/8
D.750-G18	242-5/8	54-3/8	56-3/8	51-1/8	5-1/4	76-3/8	9-1/2	90-1/16	35	84	126-1/4	165-11/16	29-5/8	30	11-1/2	7-3/8	28	8	7	30	4-1/2	41-1/8	23-1/2	52-7/8
D.1000-G18	242-5/8	54-3/8	56-3/8	51-1/8	5-1/4	76-3/8	9-1/2	90-1/16	35	84	126-1/4	165-11/16	29-5/8	30	11-1/2	7-3/8	28	8	7	30	4-1/2	41-1/8	23-1/2	52-7/8
D.1000-920	297-7/8	60-7/16	64-3/8	59-1/8	5-1/4	71-3/8	13-9/16	120-5/8	42	115-3/16	169-1/2	217-1/2	36-3/4	34	12-1/2	7-3/8	33	10	11	36	4-1/2	41-1/8	28-7/8	52-7/8
D.1500-920	297-7/8	60-7/16	64-3/8	59-1/8	5-1/4	71-3/8	13-9/16	120-5/8	42	115-3/16	169-1/2	217-1/2	36-3/4	34	12-1/2	7-3/8	33	10	11	36	4-1/2	41-1/8	28-7/8	52-7/8

UNIT INFORMATION

MODEL	BURNER LENGTH	BTU RANGE (MBH)		GAS PRESSURE		GAS CONNECTION	TONNAGE RANGE		FILTERS
		BTU LOW	BTU HIGH	MIN	MAX	"I" (NPT)	MIN	MAX	FILTER SIZE & QTY
D.250-G10	6"	18	275	7" WC	14" WC	3/4	2 Ton	5 Ton	16"x20"x2" (8)
D.500-G10	12"	18	550	7" WC	14" WC	3/4	2 Ton	5 Ton	16"x20"x2" (8)
D.250-G15	6"	18	275	7" WC	14" WC	1	2 Ton	5 Ton	20"x25"x2" (8)
D.500-G15	12"	18	550	7" WC	14" WC	1	5 Ton	10 Ton	20"x25"x2" (8)
D.750-G15	18"	27.5	825	7" WC	14" WC	1	5 Ton	10 Ton	20"x25"x2" (8)
D.500-G18	12"	18	550	7" WC	14" WC	1	5 Ton	10 Ton	16"x20"x2" (15)
D.750-G18	18"	27.5	825	7" WC	14" WC	1	5 Ton	10 Ton	16"x20"x2" (15)
D.1000-G18	24"	36.6	1100	7" WC	14" WC	1	10 Ton	10 Ton	16"x20"x2" (15)
D.1000-920	24"	36.6	1100	7" WC	5 PSI	1-1/4	10 Ton	10 Ton	20"x25"x2" (12)
D.1500-920	30"	45.8	1375	7" WC	5 PSI	1-1/4	10 Ton	10 Ton	20"x25"x2" (12)

CELDEK EVAPORATIVE COOLING UNIT			
TOT. WEIGHT	MEDIA SIZE & QTY	NOZZLES	MAX. FLOW RATE
1435 LBS	25"x32"x12"	20	6.5 GPH
1440 LBS	25"x32"x12"	20	6.5 GPH
1905 LBS	30"x36"x12"	28	8.4 GPH
1910 LBS	30"x36"x12"	28	8.4 GPH
1915 LBS	30"x36"x12"	28	8.4 GPH
2410 LBS	38"x43"x12"	35	10.15 GPH
2415 LBS	38"x43"x12"	35	10.15 GPH
2420 LBS	38"x43"x12"	35	10.15 GPH
3565 LBS	45"x54"x12"	42	12.6 GPH
3580 LBS	45"x54"x12"	42	12.6 GPH

OPTIONAL MIXING BOX FILTERS
FILTER SIZE & QTY
10"x16"x2" (5)
10"x16"x2" (5)
20"x25"x2" (2), 16"x25"x2" (1)
20"x25"x2" (2), 16"x25"x2" (1)
20"x25"x2" (2), 16"x25"x2" (1)
15"x20"x2" (4), 15"x15"x2" (2)
15"x20"x2" (4), 15"x15"x2" (2)
15"x20"x2" (4), 15"x15"x2" (2)
18"x25"x2" (4), 16"x20"x2" (2)
18"x25"x2" (4), 16"x20"x2" (2)

*ADD CONDENSING UNIT WEIGHT TO WEIGHT IN TABLE ABOVE
**MAX. EVAP WATER PRESSURE = 50 PSI @ 70 DEG. F
MAX. ROOF OPENING 2" SMALLER THAN CURB OUTSIDE DIMENSION

Direct Fired Profile Plate Specifications:

Description:
Direct fired burners shall have patented (US Patent No: US6629523B2), self-adjusting profile plates designed to ensure proper air velocity and pressure drop across the burner. Profile plates shall allow burners to achieve clean combustion by limiting by-product levels to a maximum of 5ppm of carbon monoxide (CO), and 0.5ppm of nitrogen dioxide (NO2).

Application:
Spring-loaded burner profile plates are engineered to automatically react to the momentum of a fresh air stream, without the need for any motors or actuators to mechanically adjust them. With this feature, all DF units are designed for demand control ventilation (DCV) requirements.

Certifications:
All profile plate assemblies shall be included in the DF unit's ETL listing and comply with combined safety standards ANSI Z83.4 and CSA 3.7 (non-recirculating DF heaters) and ANSI Z83.18 (recirculating DF heaters).

General Construction:
-Profile plates shall be formed from G90 galvanized steel.
-Profile plates shall vary in size per unit.
-Profile plates shall be mounted along the same plane as the discharge of the burner.
-Design shall incorporate properly torqued, permanently mounted spring hinges.

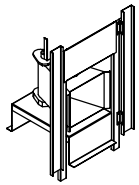

Direct Fired (DF) Profile Plate Assembly