MODULAR OUTDOOR DOWN DISCHARGE DIRECT FIRED HEATER PACKAGED UNIT WITH COOLING, EVAPORATIVE COOLER INTAKE, 1" DRAIN AND SCREEN INTAKE

SIVBECDFSAHCCDP-MPU
REV.#3 06/15/2015

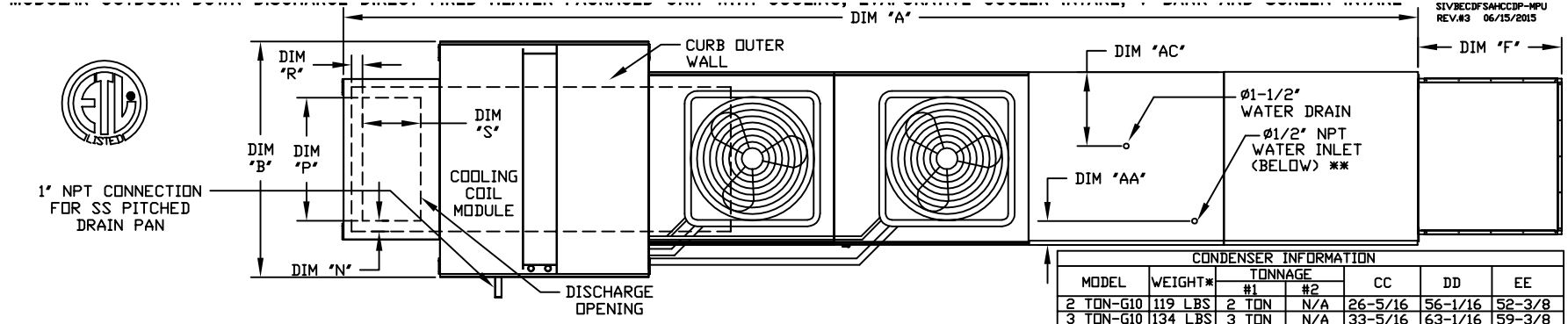

48 IN CLEARANCE REQUIRED ABOVE CONDENSERS

CONDENSER INFORMATION						
MODEL	WEIGHT*	TONNAGE #1	TONNAGE #2	CC	DD	EE
2 TON-G10	119 LBS	2 TON	N/A	26-5/16	56-1/16	52-3/8
3 TON-G10	134 LBS	3 TON	N/A	33-5/16	63-1/16	59-3/8
5 TON-G10	253 LBS	2 TON	3 TON	33-5/16	63-1/16	59-3/8
5 TON-G10	302 LBS	2.5 TON	2.5TON	32-13/16	62-9/16	58-7/8
5 TON-G15	197 LBS	5 TON	N/A	32-13/16	69-9/16	65-7/8
7.5 TON-G15	348 LBS	2.5 TON	5 TON	32-13/16	69-9/16	65-7/8
8 TON-G15	331 LBS	3 TON	5 TON	33-5/16	71-11/16	68
10 TON-G15	394 LBS	5 TON	5 TON	32-13/16	69-9/16	65-7/8
10 TON-G18	394 LBS	5 TON	5 TON	32-13/16	76-3/16	70-7/8
10 TON-920	394 LBS	5 TON	5 TON	32-13/16	97-3/16	91-15/16

R410A REFRIGERANT

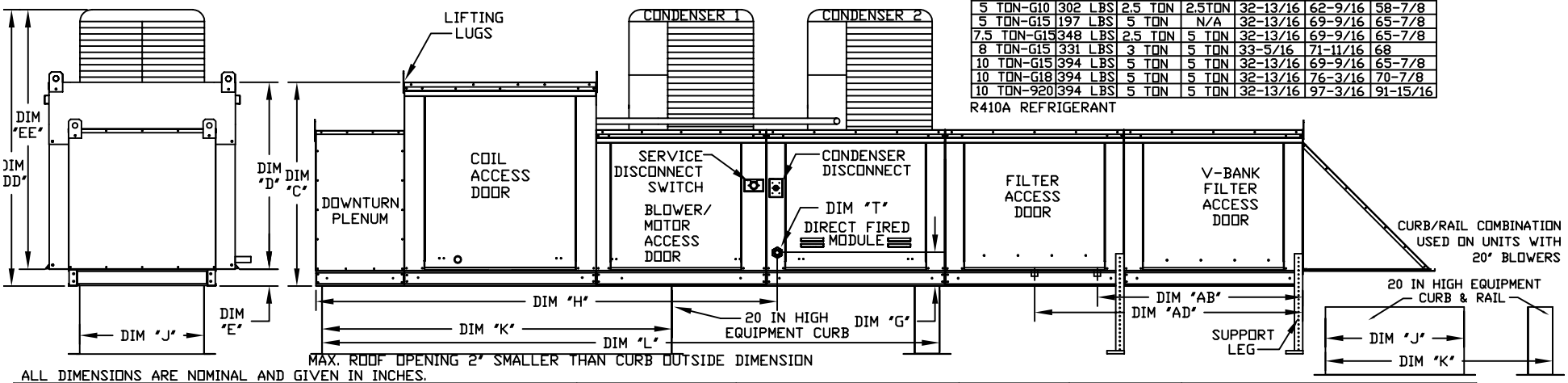

MAX. ROOF OPENING 2" SMALLER THAN CURB OUTSIDE DIMENSION

ALL DIMENSIONS ARE NOMINAL AND GIVEN IN INCHES.

	UNIT DIMENSIONS								CURB/RAIL			DISCHARGE OPENING				WATER INLET		DRAIN OPENING		FILTERS	
MODEL	A	B	C	D	E	F	G	H	J	K	L	N	P	R	S	AA	AB	AC	AD	FILTER SIZE & QTY	MAX. FILTER VELOCITY
D.250-G10	199-1/2	39-3/8	42-3/4	39	3-3/4	22-3/8	7-13/16	95-7/16	21	71	131-5/8	3-9/16	13-7/8	1-13/16	11-1/2	4-1/2	38-1/2	13	48-1/4	20"x25"x2" (3)	@3000 CFM = 348 FPM
D.500-G10	199-1/2	39-3/8	42-3/4	39	3-3/4	22-3/8	7-13/16	95-7/16	21	71	131-5/8	3-9/16	13-7/8	1-13/16	11-1/2	4-1/2	38-1/2	13	48-1/4	20"x25"x2" (3)	@3000 CFM = 348 FPM
D.250-G15	213-1/2	49-3/8	47-3/4	44	3-3/4	30-5/16	7-13/16	109-7/16	31	79	145-5/8	4-5/16	22-3/8	1-9/16	18	4-1/2	38-1/2	18	48-1/4	16"x20"x2" (8)	@6000 CFM = 428 FPM
D.500-G15	213-1/2	49-3/8	47-3/4	44	3-3/4	30-5/16	7-13/16	109-7/16	31	79	145-5/8	4-5/16	22-3/8	1-9/16	18	4-1/2	38-1/2	18	48-1/4	16"x20"x2" (8)	@6000 CFM = 428 FPM
D.750-G15	213-1/2	49-3/8	47-3/4	44	3-3/4	30-5/16	7-13/16	109-7/16	31	79	145-5/8	4-5/16	22-3/8	1-9/16	18	4-1/2	38-1/2	18	48-1/4	16"x20"x2" (8)	@6000 CFM = 428 FPM
D.500-G18	230-1/2	54-3/8	56-3/8	51-1/8	5-1/4	34-3/16	9-1/2	114-7/16	35	84	150-5/8	6-5/16	22-3/8	1-1/2	18	4-1/2	44	20	57-1/4	20"x25"x2" (8)	@8000 CFM = 348 FPM
D.750-G18	230-1/2	54-3/8	56-3/8	51-1/8	5-1/4	34-3/16	9-1/2	114-7/16	35	84	150-5/8	6-5/16	22-3/8	1-1/2	18	4-1/2	44	20	57-1/4	20"x25"x2" (8)	@8000 CFM = 348 FPM
D.1000-G18	230-1/2	54-3/8	56-3/8	51-1/8	5-1/4	34-3/16	9-1/2	114-7/16	35	84	150-5/8	6-5/16	22-3/8	1-1/2	18	4-1/2	44	20	57-1/4	20"x25"x2" (8)	@8000 CFM = 348 FPM
D.1000-920	273-15/16	60-7/16	64-3/8	59-1/8	5-1/4	47-1/4	13-9/16	151	42	115-3/16	199-7/8	5-1/4	31-1/2	1-13/16	23-1/2	4-1/2	41-1/8	23-1/2	52-7/8	16"x20"x2" (15)	@13000 CFM = 495 FPM
D.1500-920	273-15/16	60-7/16	64-3/8	59-1/8	5-1/4	47-1/4	13-9/16	151	42	115-3/16	199-7/8	5-1/4	31-1/2	1-13/16	23-1/2	4-1/2	41-1/8	23-1/2	52-7/8	16"x20"x2" (15)	@13000 CFM = 495 FPM

UNIT INFORMATION

MODEL	BURNER LENGTH	BTU RANGE (MBH)		GAS PRESSURE		GAS CONNECTION	TONNAGE RANGE		STANDARD EVAPORATIVE COOLING UNIT					CELDEK EVAPORATIVE COOLING UNIT				
		BTU LOW	BTU HIGH	MIN	MAX	"T" (NPT)	MIN	MAX	TOT. WEIGHT	MEDIA SIZE & QTY	VEL. @ MAX. CFM	NOZZLES	MAX. FLOW RATE	TOT. WEIGHT	MEDIA SIZE & QTY	VEL. @ MAX. CFM	NOZZLES	MAX. FLOW RATE
D.250-G10	6"	18	275	7" WC	14" WC	3/4	2 Ton	5 Ton	1235 LBS	20"x25"x2" (3)	406 FPM	6	3 GPH	1240 LBS	20"x24"x12"	1050 FPM	12	3.9 GPH
D.500-G10	12"	18	550	7" WC	14" WC	3/4	2 Ton	5 Ton	1240 LBS	20"x25"x2" (3)	406 FPM	6	3 GPH	1245 LBS	20"x24"x12"	1050 FPM	12	3.9 GPH
D.250-G15	6"	18	275	7" WC	14" WC	1	2 Ton	5 Ton	1670 LBS	16"x20"x2" (8)	429 FPM	10	5 GPH	1665 LBS	25"x32"x12"	1080 FPM	20	6.5 GPH
D.500-G15	12"	18	550	7" WC	14" WC	1	5 Ton	10 Ton	1675 LBS	16"x20"x2" (8)	429 FPM	10	5 GPH	1670 LBS	25"x32"x12"	1080 FPM	20	6.5 GPH
D.750-G15	18"	27.5	825	7" WC	14" WC	1	5 Ton	10 Ton	1680 LBS	16"x20"x2" (8)	429 FPM	10	5 GPH	1675 LBS	25"x32"x12"	1080 FPM	20	6.5 GPH
D.500-G18	12"	18	550	7" WC	14" WC	1	5 Ton	10 Ton	1980 LBS	20"x25"x2" (8)	348 FPM	14	7 GPH	1970 LBS	30"x36"x12"	1067 FPM	28	8.4 GPH
D.750-G18	18"	27.5	825	7" WC	14" WC	1	5 Ton	10 Ton	1985 LBS	20"x25"x2" (8)	348 FPM	14	7 GPH	1975 LBS	30"x36"x12"	1067 FPM	28	8.4 GPH
D.1000-G18	24"	36.6	1100	7" WC	14" WC	1	10 Ton	10 Ton	1990 LBS	20"x25"x2" (8)	348 FPM	14	7 GPH	1980 LBS	30"x36"x12"	1067 FPM	28	8.4 GPH
D.1000-920	24"	36.6	1100	7" WC	5 PSI	1-1/4	10 Ton	10 Ton	3060 LBS	16"x20"x2" (15)	572 FPM	24	12 GPH	3030 LBS	38"x43"x12"	1322 FPM	35	10.15 GPH
D.1500-920	30"	45.8	1375	7" WC	5 PSI	1-1/4	10 Ton	10 Ton	3075 LBS	16"x20"x2" (15)	572 FPM	24	12 GPH	3045 LBS	38"x43"x12"	1322 FPM	35	10.15 GPH

*ADD CONDENSING UNIT WEIGHT TO WEIGHT IN TABLE ABOVE

**MAX. EVAP WATER PRESSURE = 50 PSI @ 70 DEG. F

Direct Fired Profile Plate Specifications:

Description:
Direct fired burners shall have patented (US Patent No: US6629523B2), self-adjusting profile plates designed to ensure proper air velocity and pressure drop across the burner. Profile plates shall allow burners to achieve clean combustion by limiting by-product levels to a maximum of 5ppm of carbon monoxide (CO), and 0.5ppm of nitrogen dioxide (NO2).

Application:
Spring-loaded burner profile plates are engineered to automatically react to the momentum of a fresh air stream, without the need for any motors or actuators to mechanically adjust them. With this feature, all DF units are designed for demand control ventilation (DCV) requirements.

Certifications:
All profile plate assemblies shall be included in the DF unit's ETL listing and comply with combined safety standards ANSI Z83.4 and CSA 3.7 (non-recirculating DF heaters) and ANSI Z83.18 (recirculating DF heaters).

General Construction:
- Profile plates shall be formed from G90 galvanized steel.
- Profile plates shall vary in size per unit.
- Profile plates shall be mounted along the same plane as the discharge of the burner.
- Design shall incorporate properly torqued, permanently mounted spring hinges.
- Spring hinges shall be made from plated steel.

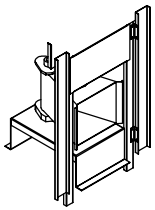

Direct Fired (DF) Profile Plate Assembly