MODULAR OUTDOOR DOWN DISCHARGE DIRECT FIRED HEATER-ROOF TOP PACKAGE WITH COOLING, EVAPORATIVE COOLER INTAKE, V-BANK AND SCREEN INTAKE

SIVBECDFSAHCCDPRTP-MPU-15
REV.#3 06/15/2015

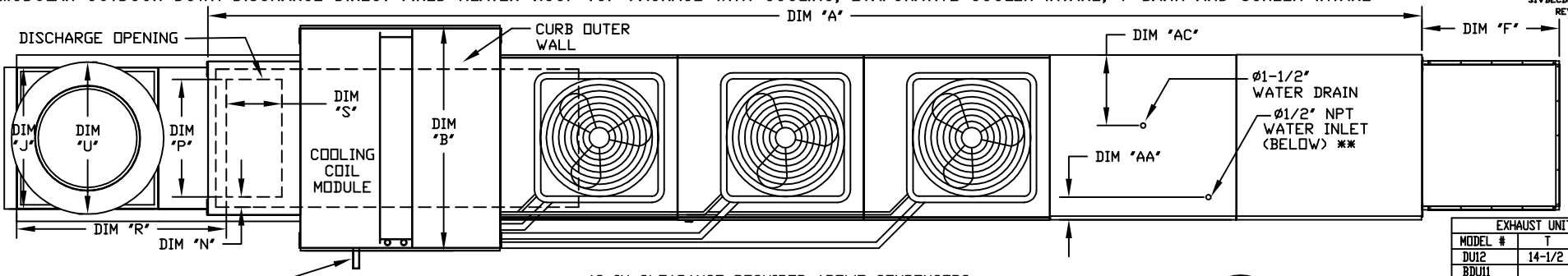

EXHAUST UNIT DIMENSIONS			
MODEL #	T	U	V ***
DU12	14-1/2	22	19
BDU11	18-1/2	27-1/4	21
DU25			
DU30			
DU33			
BDU13	21-1/2	30-1/4	21
DU50			
BDU15	23	33-3/4	24-3/4
DU75			
DU85			
BDU18	23-1/2	39-3/8	28
BDU20	29-1/2	38-7/8	28
BDU24	30-5/8	43-3/8	33
BDU30	33-1/2	52-3/4	40

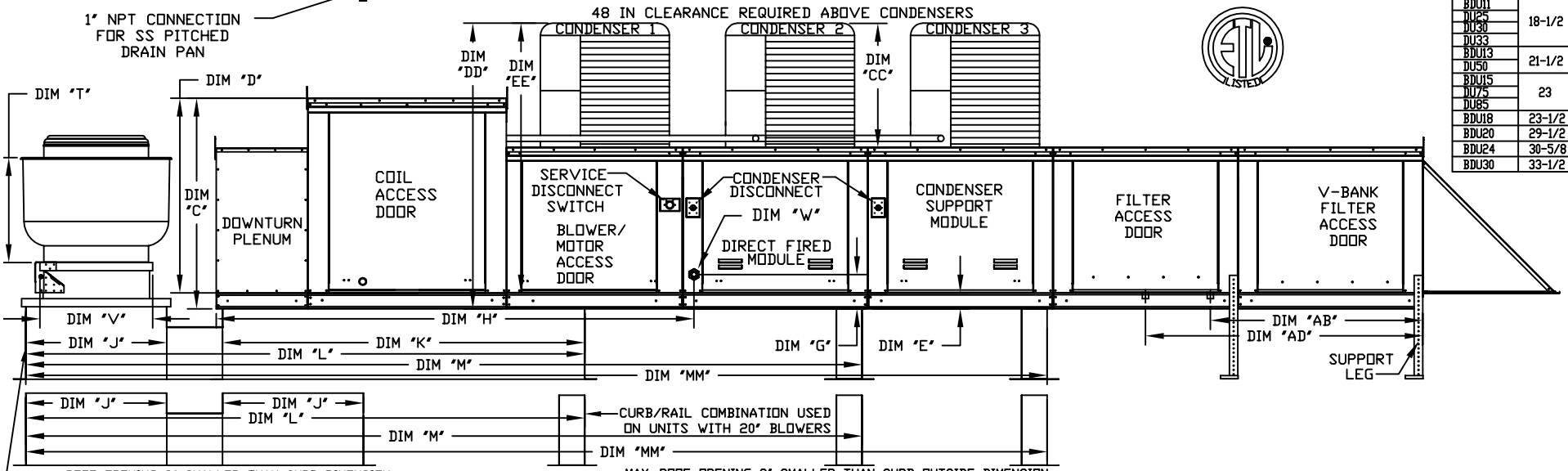

- 20 INCH HIGH EQUIPMENT CURB

*** 9 INCH HIGH EXHAUST ADAPTER MAY BE REQUIRED

		UNIT DIMENSIONS								CURB/RAIL					DISCHARGE OPENING				WATER INLET		DRAIN OPENING		FILTERS	
MODEL	WEIGHT*	A	B	C	D	E	F	G	H	J	K	L	M	MM	N	P	R	S	AA	AB	AC	AD	FILTER SIZE & QTY	MAX. FILTER VELOCITY
D.500-G18	1790 LBS	234-1/2	54-3/8	56-3/8	51-1/8	5-1/4	34-3/16	9-1/2	114-7/16	35	84	133	199-5/8	241-7/8	6-5/16	22-3/8	49-1/2	18	4-1/2	44	20	57-1/4	20"x25"x2" (8)	@8000 CFM = 348 FPM
D.750-G18	1795 LBS	234-1/2	54-3/8	56-3/8	51-1/8	5-1/4	34-3/16	9-1/2	114-7/16	35	84	133	199-5/8	241-7/8	6-5/16	22-3/8	49-1/2	18	4-1/2	44	20	57-1/4	20"x25"x2" (8)	@8000 CFM = 348 FPM
D.1000-G18	1800 LBS	234-1/2	54-3/8	56-3/8	51-1/8	5-1/4	34-3/16	9-1/2	114-7/16	35	84	133	199-5/8	241-7/8	6-5/16	22-3/8	49-1/2	18	4-1/2	44	20	57-1/4	20"x25"x2" (8)	@8000 CFM = 348 FPM
D.1000-920	2855 LBS	292-7/8	60-7/16	64-3/8	59-1/8	5-1/4	47-1/4	13-9/16	151	42	115-3/16	171-3/16	255-7/8	310-3/16	5-1/4	31-1/2	56-13/16	23-1/2	4-1/2	41-1/8	23-1/2	52-7/8	16"x20"x2" (15)	@13000 CFM = 495 FPM
D.1500-920	2870 LBS	292-7/8	60-7/16	64-3/8	59-1/8	5-1/4	47-1/4	13-9/16	151	42	115-3/16	171-3/16	255-7/8	310-3/16	5-1/4	31-1/2	56-13/16	23-1/2	4-1/2	41-1/8	23-1/2	52-7/8	16"x20"x2" (15)	@13000 CFM = 495 FPM

UNIT INFORMATION.

	BTU RANGE (MBH)			GAS PRESSURE		GAS CONNECTION	TONNAGE RANGE	
MODEL	BURNER LENGTH	BTU LOW	BTU HIGH	MIN	MAX	"I" (NPT)	MIN	MAX
D.500-G18	12"	18	550	7" WC	14" WC	1	15 Ton	15 Ton
D.750-G18	18"	27.5	825	7" WC	14" WC	1	15 Ton	15 Ton
D.1000-G18	24"	36.6	1100	7" WC	14" WC	1	15 Ton	15 Ton
D.1000-920	24"	36.6	1100	7" WC	5 PSI	1-1/4	15 Ton	15 Ton
D.1500-920	30"	45.8	1375	7" WC	5 PSI	1-1/4	15 Ton	15 Ton

ALL DIMENSIONS ARE NOMINAL AND GIVEN IN INCHES.

STANDARD EVAPORATIVE COOLING UNIT				
TOT. WEIGHT	MEDIA SIZE & QTY	VEL. @ MAX. CFM	NOZZLES	MAX. FLOW RATE
1990 LBS	20"x25"x2" (8)	348 FPM	14	7 GPH
1995 LBS	20"x25"x2" (8)	348 FPM	14	7 GPH
2000 LBS	20"x25"x2" (8)	348 FPM	14	7 GPH
3075 LBS	16"x20"x2" (15)	572 FPM	24	12 GPH
3090 LBS	16"x20"x2" (15)	572 FPM	24	12 GPH

*ADD CONDENSING UNIT WEIGHT TO WEIGHT IN TABLE ABOVE

CELDEK EVAPORATIVE COOLING UNIT				
TOT. WEIGHT	MEDIA SIZE & QTY	VEL. @ MAX. CFM	NOZZLES	MAX. FLOW RATE
1980 LBS	30"x36"x12"	1067 FPM	28	8.4 GPH
1985 LBS	30"x36"x12"	1067 FPM	28	8.4 GPH
1990 LBS	30"x36"x12"	1067 FPM	28	8.4 GPH
3045 LBS	38"x43"x12"	1322 FPM	35	10.15 GPH
3060 LBS	38"x43"x12"	1322 FPM	35	10.15 GPH

**MAX. EVAP WATER PRESSURE = 50 PSI @ 70 DEG. F

CONDENSER INFORMATION							
MODEL	WEIGHT*	TONNAGE			CC	DD	EE
		#1	#2	#3			
15 TON-G18	591 LBS	5 TON	5 TON	5 TON	32-13/16	76-3/16	70-7/8
15 TON-920	591 LBS	5 TON	5 TON	5 TON	32-13/16	97-3/16	91-15/16

R410A REFRIGERANT

Direct Fired Profile Plate Specifications:

Description:
Direct fired burners shall have patented (US Patent No: US6629523B2), self-adjusting profile plates designed to ensure proper air velocity and pressure drop across the burner. Profile plates shall allow burners to achieve clean combustion by limiting by-product levels to a maximum of 5ppm of carbon monoxide (CO), and 0.5ppm of nitrogen dioxide (NO2).

Application:
Spring-loaded burner profile plates are engineered to automatically react to the momentum of a fresh air stream, without the need for any motors or actuators to mechanically adjust them. With this feature, all DF units are designed for demand control ventilation (DCV) requirements.

Certifications:
All profile plate assemblies shall be included in the DF unit's ETL listing and comply with combined safety standards ANSI Z83.4 and CSA 3.7 (non-recirculating DF heaters) and ANSI Z83.18 (recirculating DF heaters).

General Construction:
-Profile plates shall be formed from G90 galvanized steel.
-Profile plates shall vary in size per unit.
-Profile plates shall be mounted along the same plane as the discharge of the burner.
-Design shall incorporate properly torqued, permanently mounted spring hinges.

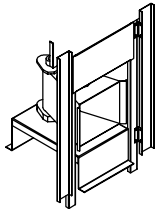

Direct Fired (DF) Profile Plate Assembly