MODULAR OUTDOOR DOWN DISCHARGE DIRECT FIRED RECIRCULATING HEATER–ROOF TOP PACKAGE WITH COOLING, V–BANK AND SCREEN INTAKE

SIVBMBDFSAHCCDPRTP-ML-MPU
REV.#3 06/15/2015

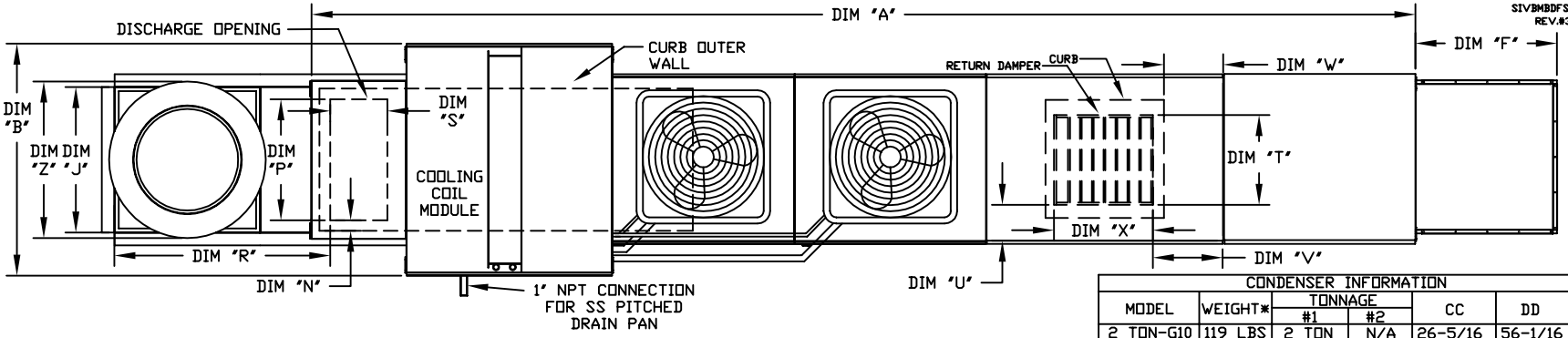

CONDENSER INFORMATION						
MODEL	WEIGHT*	TONNAGE #1	TONNAGE #2	CC	DD	EE
2 TON-G10	119 LBS	2 TON	N/A	26-5/16	56-1/16	52-3/8
3 TON-G10	134 LBS	3 TON	N/A	33-5/16	63-1/16	59-3/8
5 TON-G10	253 LBS	2 TON	3 TON	33-5/16	63-1/16	59-3/8
5 TON-G10	302 LBS	2.5 TON	2.5TON	32-13/16	62-9/16	58-7/8
5 TON-G15	197 LBS	5 TON	N/A	32-13/16	69-9/16	65-7/8
7.5 TON-G15	348 LBS	2.5 TON	5 TON	32-13/16	69-9/16	65-7/8
8 TON-G15	331 LBS	3 TON	5 TON	33-5/16	71-11/16	68
10 TON-G15	394 LBS	5 TON	5 TON	32-13/16	69-9/16	65-7/8
10 TON-G18	394 LBS	5 TON	5 TON	32-13/16	76-3/16	70-7/8
10 TON-920	394 LBS	5 TON	5 TON	32-13/16	97-3/16	91-15/16

R410A REFRIGERANT

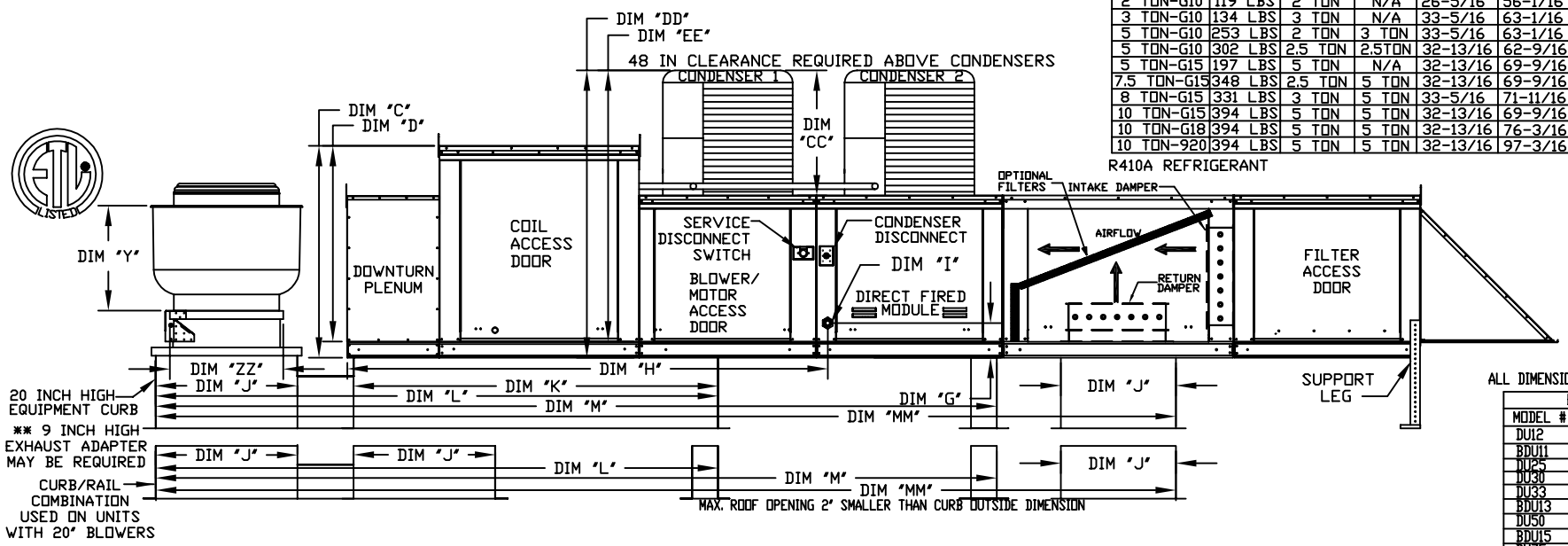

ALL DIMENSIONS ARE NOMINAL AND GIVEN IN INCHE

EXHAUST UNIT DIMENSIONS			
MODEL #	Y	Z	ZZ **
DU12	14-1/2	22	19
BDU11 DU25 DU30 DU33	18-1/2	27-1/4	21
BDU13 DU50	21-1/2	30-1/4	21
BDU15 DU75 DU85	23	33-3/4	24-3/4
BDU18	23-1/2	39-3/8	28
BDU20	29-1/2	38-7/8	28
BDU24	30-5/8	43-3/8	33
BDU30	33-1/2	52-3/4	40

		UNIT DIMENSIONS								CURB/RAIL					DISCHARGE OPENING				RETURN DAMPER OPENING				
MODEL	WEIGHT	A	B	C	D	E	F	G	H	J	K	L	M	MM	N	P	R	S	T	U	V	W	X
D.250-G10	1260 LBS	209-1/2	39-3/8	42-3/4	39	3-3/4	22-3/8	7-13/16	95-7/16	21	71	106	166-5/8	198-1/16	3-9/16	13-7/8	36-13/16	11-1/2	14	8	14	12-1/2	18
D.500-G10	1265 LBS	209-1/2	39-3/8	42-3/4	39	3-3/4	22-3/8	7-13/16	95-7/16	21	71	106	166-5/8	198-1/16	3-9/16	13-7/8	36-13/16	11-1/2	14	8	14	12-1/2	18
D.250-G15	1705 LBS	223-1/2	49-3/8	47-3/4	44	3-3/4	30-5/16	7-13/16	109-7/16	31	79	124	190-5/8	227-1/16	4-5/16	22-3/8	46-9/16	18	22-3/4	8	11	7-1/2	24
D.500-G15	1710 LBS	223-1/2	49-3/8	47-3/4	44	3-3/4	30-5/16	7-13/16	109-7/16	31	79	124	190-5/8	227-1/16	4-5/16	22-3/8	46-9/16	18	22-3/4	8	11	7-1/2	24
D.750-G15	1715 LBS	223-1/2	49-3/8	47-3/4	44	3-3/4	30-5/16	7-13/16	109-7/16	31	79	124	190-5/8	227-1/16	4-5/16	22-3/8	46-9/16	18	22-3/4	8	11	7-1/2	24
D.500-G18	2020 LBS	234-1/2	54-3/8	56-3/8	51-1/8	5-1/4	34-3/16	9-1/2	114-7/16	35	84	133	199-5/8	239-1/16	6-5/16	22-3/8	49-1/2	18	28	8	7	4-1/2	30
D.750-G18	2025 LBS	234-1/2	54-3/8	56-3/8	51-1/8	5-1/4	34-3/16	9-1/2	114-7/16	35	84	133	199-5/8	239-1/16	6-5/16	22-3/8	49-1/2	18	28	8	7	4-1/2	30
D.1000-G18	2030 LBS	234-1/2	54-3/8	56-3/8	51-1/8	5-1/4	34-3/16	9-1/2	114-7/16	35	84	133	199-5/8	239-1/16	6-5/16	22-3/8	49-1/2	18	28	8	7	4-1/2	30
D.1000-920	3205 LBS	292-7/8	60-7/16	64-3/8	59-1/8	5-1/4	47-1/4	13-9/16	151	42	115-3/16	171-3/16	255-7/8	303-7/8	5-1/4	31-1/2	56-13/16	23-1/2	33	10	11	8	36
D.1500-920	3220 LBS	292-7/8	60-7/16	64-3/8	59-1/8	5-1/4	47-1/4	13-9/16	151	42	115-3/16	171-3/16	255-7/8	303-7/8	5-1/4	31-1/2	56-13/16	23-1/2	33	10	11	8	36

UNIT INFORMATION.

	BTU RANGE (MBH)			GAS PRESSURE		GAS CONNECTION	TONNAGE RANGE		FILTERS	
MODEL	BURNER LENGTH	BTU LOW	BTU HIGH	MIN	MAX	"I" (NPT)	MIN	MAX	FILTER SIZE & QTY	MAX. FILTER VELOCITY
D.250-G10	6"	18	275	7" WC	14" WC	3/4	2 Ton	5 Ton	20"x25"x2" (3)	@3000 CFM = 348 FPM
D.500-G10	12"	18	550	7" WC	14" WC	3/4	2 Ton	5 Ton	20"x25"x2" (3)	@3000 CFM = 348 FPM
D.250-G15	6"	18	275	7" WC	14" WC	1	5 Ton	10 Ton	16"x20"x2" (8)	@6000 CFM = 428 FPM
D.500-G15	12"	18	550	7" WC	14" WC	1	5 Ton	10 Ton	16"x20"x2" (8)	@6000 CFM = 428 FPM
D.750-G15	18"	27.5	825	7" WC	14" WC	1	5 Ton	10 Ton	16"x20"x2" (8)	@6000 CFM = 428 FPM
D.500-G18	12"	18	550	7" WC	14" WC	1	5 Ton	10 Ton	20"x25"x2" (8)	@8000 CFM = 348 FPM
D.750-G18	18"	27.5	825	7" WC	14" WC	1	5 Ton	10 Ton	20"x25"x2" (8)	@8000 CFM = 348 FPM
D.1000-G18	24"	36.6	1100	7" WC	14" WC	1	10 Ton	10 Ton	20"x25"x2" (8)	@8000 CFM = 348 FPM
D.1000-920	24"	36.6	1100	7" WC	5 PSI	1-1/4	10 Ton	10 Ton	16"x20"x2" (15)	@13000 CFM = 495 FPM
D.1500-920	30"	45.8	1375	7" WC	5 PSI	1-1/4	10 Ton	10 Ton	16"x20"x2" (15)	@13000 CFM = 495 FPM

*ADD CONDENSING UNIT WEIGHT TO WEIGHT IN TABLE ABOVE

OPTIONAL MIXING BOX FILTERS
FILTER SIZE & QTY
10"x16"x2" (5)
10"x16"x2" (5)
20"x25"x2" (2), 16"x25"x2" (1)
20"x25"x2" (2), 16"x25"x2" (1)
20"x25"x2" (2), 16"x25"x2" (1)
15"x20"x2" (4), 15"x15"x2" (2)
15"x20"x2" (4), 15"x15"x2" (2)
15"x20"x2" (4), 15"x15"x2" (2)
18"x25"x2" (4), 16"x20"x2" (2)
18"x25"x2" (4), 16"x20"x2" (2)

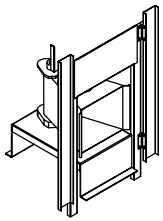

Direct Fired (DF) Profile Plate Assembly

Direct Fired Profile Plate Specifications:

Description:
Direct fired burners shall have patented (US Patent No: US6629523B2), self-adjusting profile plates designed to ensure proper air velocity and pressure drop across the burner. Profile plates shall allow burners to achieve clean combustion by limiting by-product levels to a maximum of 5ppm of carbon monoxide (CO), and 0.5ppm of nitrogen dioxide (NO2).

Application:
Spring-loaded burner profile plates are engineered to automatically react to the momentum of a fresh air stream, without the need for any motors or actuators to mechanically adjust them. With this feature, all DF units are designed for demand control ventilation (DCV) requirements.

Certifications:
All profile plate assemblies shall be included in the DF unit's ETL listing and comply with combined safety standards ANSI Z83.4 and CSA 3.7 (non-recirculating DF heaters) and ANSI Z83.18 (recirculating DF heaters).

General Construction:
-Profile plates shall be formed from G90 galvanized steel.
-Profile plates shall vary in size per unit.
-Profile plates shall be mounted along the same plane as the discharge of the burner.
-Design shall incorporate properly torqued, permanently mounted spring hinges.